

### Description du produit

Le scellant acrylique TREMstop est un scellant au latex acrylique applicable au pistolet, qui est conçu pour les applications pare-feu, y compris les joints et les systèmes de pénétration.

### Utilisations de base

Le scellant acrylique TREMstop est conçu pour être utilisé sur les tuyaux en métal, les tuyaux en plastique, les tuyaux isolés, les câbles, les chemins de câble, les conduites, les joints statiques et les joints dynamiques dans les assemblages de béton, de plancher de bois/plafond et les murs en gypse pare-feu. Le scellant acrylique TREMstop peut également être utilisé dans les assemblages à indice acoustique.

### Caractéristiques et avantages

- Le scellant acrylique TREMstop est un scellant tout usage facile à appliquer et qui peut être peint une fois qu'il est complètement durci. Il procure une excellente amplitude de mouvements et une adhérence sans apprêt superbe à une vaste gamme de substrats.
- Lorsqu'il est installé en conformité avec un système pare-feu testé, il permet la conformité au code pour les systèmes de pénétration et les joints résistants au feu.

### Disponibilité

Disponible dès maintenant auprès du représentant, distributeur ou l'entrepôt Tremco de votre localité.

### Taux d'application

308 pieds de joint au gallon pour un joint de 6 mm x 6 mm (1/4 po x 1/4 po). Pour connaître les taux de recouvrement particuliers, qui incluent la dimension du joint et les efficacités d'utilisation, veuillez visiter notre site Web pour utiliser notre calculatrice à [www.tremcosealants.com](http://www.tremcosealants.com)

### Emballage

- Cartouches de 10,1 oz (300 ml)
- Boudins de 28,7 oz (850 ml)
- Cartouches de 28,7 oz (850 ml)
- Seaux de 5 gal (19 l)

### Couleurs

Rouge rouille, calcaire. Couleurs personnalisées disponibles sur demande spéciale.

### Durée de conservation

1 an lorsqu'entreposé à une température de 5 à 43 °C (40 à 110 °F).

### Entreposage

Entreposer le scellant acrylique TREMstop dans son emballage d'origine non endommagé dans un endroit propre, sec et protégé à des températures entre 5 à 43 °C (40 à 110 °F).

### Normes pertinentes

- UL 1479 (ASTM E-814)

- UL 263 (ASTM E-119)
- UL 723 (ASTM E-84)
- UL 2079 (ASTM E-1966)
- ASTM E1399
- ASTM E90
- CAN/ULC-S115
- CAN/ULC-S101M

### Homologation coupe-feu

Consulter à l'adresse suivante : <http://www.tremcosealants.com/technical-resources/fire-systems.aspx>

### Limitations

- Non recommandé avec des systèmes passifs de confinement des incendies non homologués ou approuvés par Tremco.

### Description du joint

L'utilisation d'un renfort en laine minérale, en polyéthylène cellulaire ou en polyéthylène réticulé est recommandée en fond de joint pour contrôler l'épaisseur de scellant et assurer un contact étroit du scellant avec les parois du joint au moment de son lissage. Le système peut parfois exiger un type de renfort spécifique. Pour en savoir plus sur les composants du système coupe-feu, consultez la page [www.tremcosealants.com/commercial/firestop](http://www.tremcosealants.com/commercial/firestop).

### Dimensions du scellant

Consulter le système coupe-feu passif de Tremco homologué ou approuvé par Tremco.

### Temps de durcissement

À 25 °C (77 °F) et 50 % HR, le scellant acrylique TREMstop est hors poisse après 30 à 60 minutes et sèche à un taux d'environ 1/8 po (3 mm) par jour. Si la température et/ou le taux d'humidité baissent, le temps de séchage de va augmenter. Une bonne règle empirique est de compter un jour de plus pour chaque tranche de -5,5 °C (10 °F) de descente en température.

### Nettoyage

L'excédent de scellant et les bavures attenantes à l'interface du joint doivent être enlevés soigneusement à l'eau savonneuse avant que le scellant ne forme une peau. Tous les ustensiles utilisés pour le lissage peuvent aussi être lavés à l'eau savonneuse.

### Garantie

Tremco garantit que ses produits sont exempts de défaut de matériau, mais ne donne aucune garantie quant à l'apparence ou à la couleur. Étant donné que la méthode d'application et les conditions du chantier échappent à notre contrôle et peuvent influencer la performance, Tremco ne donne aucune autre garantie, expresse ou implicite, y compris la garantie de QUALITÉ MARCHANDE et d'ADÉQUATION À UNE FIN PARTICULIÈRE, en ce qui concerne les produits Tremco. La seule obligation de Tremco sera de remplacer ou de rembourser, à sa discrétion, le prix d'achat pour le nombre de produits Tremco se révélant défectueux, et Tremco décline toute responsabilité quant aux pertes et aux dommages.

Veuillez consulter notre site Web, [www.tremcosealants.com](http://www.tremcosealants.com), pour obtenir les fiches techniques du produit les plus récentes.

NOTE : Toutes les fiches signalétiques (FS) Tremco sont conformes aux exigences du Système général harmonisé de classification et d'étiquetage des produits chimiques (SGH).

## PROPRIÉTÉS PHYSIQUES TYPES

PROPRIÉTÉ	MÉTHODE D'ESSAI	VALEURS TYPES
Type		Scellant latex à l'acrylique monocomposant
Couleur		Rouille rouge, blanc, calcaire
Matières solides		65 %
Densité relative		1,04
Application		Scellant applicable au pistolet avec équipement de calfeutrage standard
Teneur en COV		35 g/l
Propagation des flammes	ASTM E84	15
Pouvoir fumigène	ASTM E84	0
Densité		1,04
Capacité de mouvement	ASTM C719 UL2079; classes I, II, III	+/- 33 %
CTS	ASTM C794	15 à 25; en fonction du substrat
pH		7 à 9

### Systemes Tremco couramment utilisés

#### System No. FF-D-1085

August 19, 2008

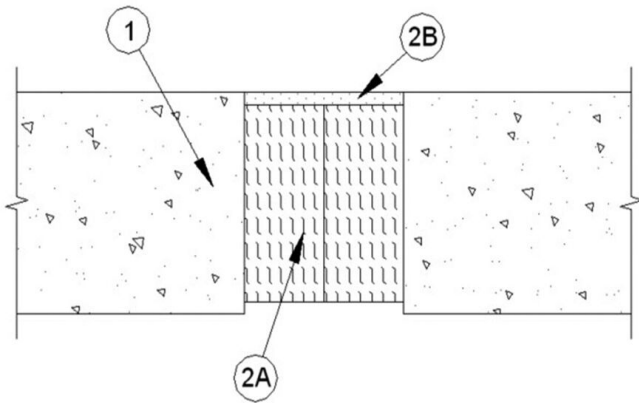
Assembly Rating – 2 Hr

L Rating at Ambient – Less than 1 CFM/Lin. Ft.

L Rating at 400° F – Less than 1 CFM/Lin. Ft.

Nominal Joint Width – 3 In.

Class II Movement Capabilities – 33% Compression and Extension  
(UL/cUL)



#### System No. FW-D-1069

August 19, 2008

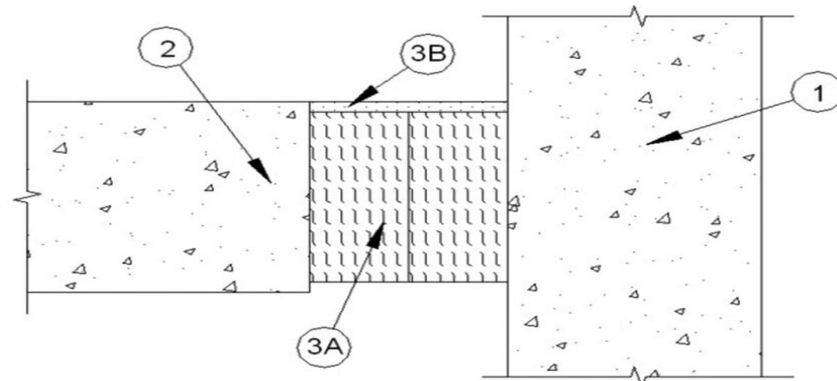
Assembly Rating – 2 Hr

L Rating at Ambient – Less than 1 CFM/Lin. Ft.

L Rating at 400° F – Less than 1 CFM/Lin. Ft.

Nominal Joint Width – 3 In.

Class II Movement Capabilities – 33% Compression and Extension  
(UL/cUL)



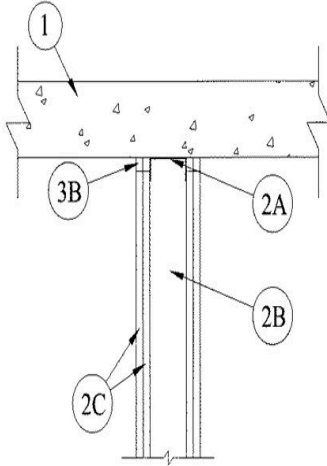
### System No. HW-D-0016

July 22, 2005

Assembly Ratings – 1 and 2 Hr (See Item 2)

Nominal Joint Width – 1 In.

Class II and III Movement Capabilities – 25% Compression (See Item 2)  
(UL/cUL)



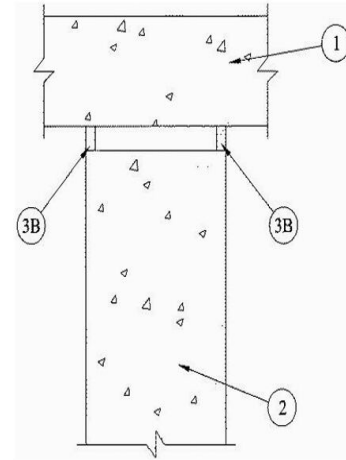
### System No. HW-D-0017

March 12, 2004

Assembly Rating – 2 Hr

Nominal Joint Width – 1 In.

Class II and III Movement Capabilities – 25% Compression  
(UL/cUL)



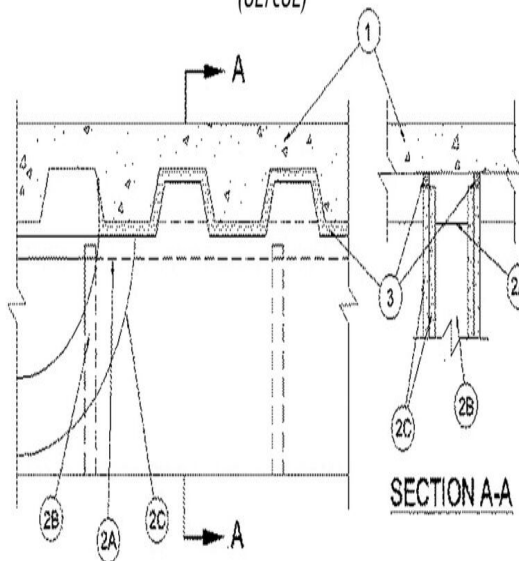
### System No. HW-D-0256

September 13, 2006

Assembly Ratings - 1 and 2 hr (See Items 2 and 3)

Nominal Joint Width - 1/2 in.

Class II and III movement capabilities -  
25 % compression or extension (See Items 2 and 3)  
(UL/cUL)



### System No. HW-D-1072

August 19, 2008

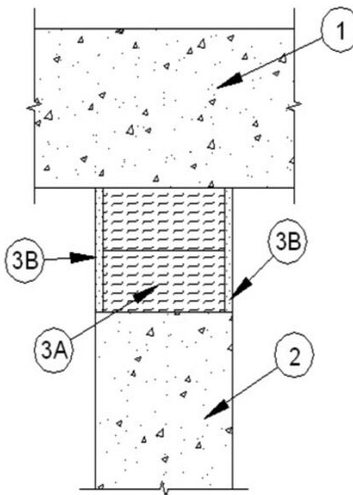
Assembly Rating – 2 Hr

L Rating at Ambient – Less than 1 CFM/Lin. Ft.

L Rating at 400° F – Less than 1 CFM/Lin. Ft.

Nominal Joint Width – 3 In.

Class II Movement Capabilities – 33% Compression and Extension  
(UL/cUL)



### System No. WW-D-1077

August 19, 2008

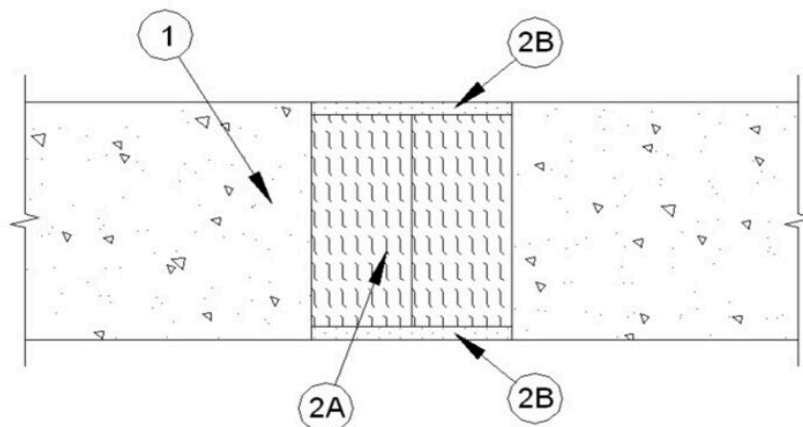
Assembly Rating – 2 Hr

L Rating at Ambient – Less than 1 CFM/Lin. Ft.

L Rating at 400° F – Less than 1 CFM/Lin. Ft.

Nominal Joint Width – 3 In.

Class II Movement Capabilities – 33% Compression and Extension  
(UL/cUL)



FILL, VOID OR CAVITY MATERIAL FOR USE IN THROUGH-PENETRATION FIRESTOP SYSTEMS AND/OR JOINT SYSTEMS SEE UL FIRE RESISTANCE DIRECTORY 59S2



## Technical Bulletin

In 2012, the Occupational Safety and Health Administration (OSHA) Hazard Communication Standard was updated to fully align with the United Nations' Globally Harmonized System (GHS). GHS is intended to improve the quality and consistency of hazard information in the workplace by incorporating more globally recognized classification criteria.

The conversion to GHS impacts the type of information provided on the label and Safety Data Sheet (SDS) and also the manner in which it is conveyed.

The most recognizable changes are **1**: the system in which the hazards are determined and ranked, **2**: the use of pictograms to convey the hazard information and **3**: the inclusion of carcinogenicity, reproductive and/or organ toxicity hazards that were not required prior to GHS.

**1**: Under the previous OSHA standard, HMIS III (Hazardous Materials Identification System) and NFPA (National Fire Protection Association) rating systems were often used to communicate the degree and type of hazard. These systems are not applicable under the new GHS standard and no longer appear on the SDS. GHS hazard categories are used in a different manner than these more familiar hazard rating systems.








Comparative examples:

HMIS III / NFPA 704 RATINGS	GHS HAZARD CATEGORIES
0 = Minimal Hazard	1 = Severe Hazard
1 = Slight Hazard	2 = Serious Hazard
2 = Moderate Hazard	3 = Moderate Hazard
3 = Serious Hazard	4 = Slight Hazard
4 = Severe Hazard	5 = Minimal Hazard

Flammability Criteria	GHS Category	HMIS III Rating	NFPA 704 Rating
Flash point < 73°F (23°C) and initial boiling point < 100°F (37.8°C)	1 or 2	4	4
Flash point < 73°F (23°C) and initial boiling point > 100°F (37.8°C) Flash point > 73°F(23°C) and < 100°F (37.8°C)	2 or 3	3	3
Flash point ≥ 100°F (37.8°C) and < 200°F (93.4°C)	3 or 4	2	2
Flash point > 200°F (93.4°C) and will burn in air when exposed to a temperature of 1500°F (815.5°C) for a period of 5 min.	None	1	1



**2:** Hazard statements are now accompanied by pictograms that are indicative of the type and degree of hazard. The statements correlate to specific warnings associated with the classifications below.

						
Irritant (skin, eye, respiratory)	Flammable Liquid	Carcinogen	Skin Corrosion/Burns	Acute Toxicity	Gases Under Pressure	Aquatic Toxicity
Skin Sensitizer	Flammable Solid	Reproductive Toxicity	Eye Damage			
		Aspiration Toxicity				
		Target Organ Toxicity				
		Mutagenicity				
		Respiratory Sensitizer				

**3:** Carcinogen and reproductive toxicity hazards were not required communication elements under the previous OSHA standard, but are now required under GHS. Although these types of statements can be disconcerting, it is important to understand the criteria with which they are determined and the nature of the potential risks involved.

Some examples include:

- The statements are required for all applicable substances, even if present at only trace (0.1%) levels.
- The hazard may only be applicable if the offending substance is in particulate form and present in respirable (micron) size.
- The hazard posed by some substances is only applicable during extreme, isolated exposure scenarios.

Even though our products may not contain substances in the applicable form or present the exposure circumstance that trigger the hazard, the classification system will still communicate the risk potential in accordance with GHS guidelines.

Tremco is committed to providing comprehensive and thorough hazard communication and product safety guidelines in order to provide a higher degree of responsible care for our employees and customers.

If you have any questions or concerns regarding the new GHS system or its impact relative to our products, please contact our Environmental Health and Safety Department at 1-800-852-6013 x5173.



Tremco Commercial Sealants & Waterproofing  
3735 Green Road  
Beachwood, OH 44122  
US: 800.852.9068  
Canada: 800.363.3213  
www.tremcosealants.com



September 30, 2020

To Whom It May Concern:

RE: TREMstop Acrylic—Green Building Product Information (LEED v4.1 Information)

Tremco Incorporated is an organization that is committed to quality, our employees, and our environment. We are responsive to both internal and external customers, and we pledge to treat everyone with good stewardship and respect.

Tremco Incorporated certifies the following for TREMstop Acrylic:

**Building Product Disclosure and Optimization:**

TREMstop Acrylic is manufactured in Toronto, Ontario, Canada.

No single extracted material is used to produce the majority of this product.

Recycled content for TREMstop Acrylic is not available, and for the purposes of LEED reporting should be assumed to be zero.

**Low Emitting Materials - VOC Content Information:**

TREMstop Acrylic is a fire sealant with a VOC content of 38g/L equaling 1% as applied/mixed. As such, VOC levels are lower than the limits set by SCAQMD rule 1168.

Note: VOC content values are as reported for the highest VOC content color for all TREMstop Acrylic colors. Other colors may have a lower VOC content reported on their SDS.

This product is Greenguard certified, meaning it has met some of the world's most difficult and complete standards for low emissions of VOC's into indoor air. This product also adheres to the California Department of Public Health (CDPH) Standard Method V1.1-2010, a standard vital to demonstrate compliance with LEED.

**Green Chemistry:**

Tremco Incorporated is dedicated to the environment and prides itself on making its products as sustainable as possible. We are pleased to report that this product is produced without any Red List chemicals. As such, it can be used to assist in finishing projects aimed towards achieving a Living Building Challenge certification.



Tremco Commercial Sealants & Waterproofing  
3735 Green Road  
Beachwood, OH 44122  
US: 800.852.9068  
Canada: 800.363.3213  
www.tremcosealants.com

**Manufacture Inventory (reported to 1000ppm):**

Chemical Name or Role	CAS Number	Amount	GHS Hazard
Acrylic Polymer Water Based		40-90%	Non-Hazardous
White mineral oil	8042-47-5		
Amorphous silica	7631-86-9		
Propylene glycol	57-55-6		
Titanium dioxide	13463-67-7		
Adhesion Promoter		<1%	Non-Hazardous
Ammonium hydroxide	1336-21-6		
Zinc oxide	1314-13-2		
Chlorothalonil	1897-45-6		
Additive		<1%	Non-Hazardous
Talc	14807-96-6		
Sealant		<1%	Non-Hazardous
Pigment		<1%	Non-Hazardous
Fungicide		<1%	Non-Hazardous

**Additional Information:**

Should you have any questions or require additional information, please do not hesitate to contact Technical Services or your local Tremco Field Representative.

Sincerely,

Joe Kravetz

Product Steward

Compliance and Regulatory Affairs



**GENERAL CERTIFICATE OF CONFORMANCE**

<i>TREMstop Acrylic GG (Gun Grade)</i>	<i>TREMstop Fyre-Sil (Gun Grade)</i>
<i>TREMstop Acrylic SP (Spray)</i>	<i>TREMstop Fyre-Sil SL</i>
<i>TREMstop IA+ (Sealant)</i>	<i>TREMstop SuperStrip</i>
<i>TREMstop FS Blanket</i>	<i>TREMstop Fire Mortar</i>
<i>TREMstop Smoke &amp; Sound (Sealant)</i>	<i>Dymonic FC</i>
<i>TREMstop Smoke &amp; Sound Spray</i>	<i>Vulkem 45SSL</i>
<i>TREMstop MP (Putty Pad)</i>	<i>Dymeric 240FC</i>

These products are tested and/or evaluated to one or more of the following standards at recognized third party test laboratories\*:

- ASTM E-119 (UL 263) Fire Tests of Building Construction and Materials
- ASTM E-814 (UL 1479) Fire Tests of Through-Penetration Fire Stops (under positive furnace pressure of minimum .01 inches of water column or +2.5 Pascal)
- ASTM E-2307 Fire Tests for Determining Fire Resistance of Perimeter Fire Barriers Using Intermediate-Scale Multi-Story Test Apparatus
- ASTM E-84 (UL 723) Surface Burning Characteristics of Building Materials
- ASTM E-1966 (UL 2079) Test for Fire Resistance of Building Joint Systems
- CAN/ULC-S101M Standard Methods of Fire Endurance Tests of Building Construction and Materials
- CAN4-S115M Fire Tests of Firestop Systems (under positive furnace pressure of minimum +2.5 Pascal to maximum +50 Pascal)

No asbestos or PCB's are used or contained in these products.

\*Recognized third parties test labs include, but are not limited to, Underwriter's Laboratories, Inc., Underwriter's Laboratories of Canada, Intertek Testing Services, Inc., NSF, and FM Global.